



# eLearning for Compliance Training

May 3, 2011





# Your Presenters



- Julie Brink, viaLearning
  - Director of eLearning



- Jim Goldsmith, Accenture
  - Senior Manager, Capability Development group



- Moderator: Scott Herber
  - Executive VP



# Today's Agenda

- ☒ Challenges of compliance training
- ☒ Strategies for effective design
- ☒ Examples of successful compliance training
- ☒ Top 5 Tips for saving time and money
- ☒ Q&A



# Uses for Compliance Training

The main questions to ask when starting a compliance project:

- Who is asking for the implementation
- What is the timeline
- What are the consequences if the training is not rolled out quickly?

# Challenges of Compliance Training

# Some Typical Challenges

A conceptual image showing several business professionals in a white, brightly lit environment, pushing large, three-dimensional white puzzle pieces. The pieces are interlocking and arranged in a way that suggests a complex problem or challenge. A man in a light blue shirt and dark trousers is in the foreground, pushing a piece. A woman in a black business suit is further back, also pushing a piece. On the left, a hand in a dark suit points towards the title. The floor is highly reflective, showing the figures and the puzzle pieces.

- Content:
  - How extensive?
  - How stable?
  - Meets requirements?
- Audience:
  - Location?
  - Workforce?
  - Job level?
- Motivation (WIIFM?)
  - Carrot
  - Stick

# Some Typical Challenges

A conceptual image showing several business professionals in business attire pushing large, white, interlocking puzzle pieces. The pieces are arranged in a way that suggests a complex problem being solved. The background is a light, neutral color, and the floor is reflective.

- Access
  - 24/7?
  - Multiple platforms?
- Administration
  - Internal (Company) reports?
  - External (Agency) reports?
- Maintenance
  - How often?
  - How extensive?
  - How expensive?



# Timelines

- Consumption in a short period of time
- Tied to annual reviews, regulations
- Sometimes legal consequences





# Why eLearning?

- Flexible
- Rapid development options
- Wide reach
- Available anytime
- Easy completion tracking/reporting
- Less expensive than ILT





# Drawbacks of eLearning

- Lose in-person dynamics and enthusiasm
- Storytelling can be challenging
- Some global technical limitations
- Creating a curriculum for a global audience



# Strategies for Designing Effective Compliance Courses



# Know Before You Begin

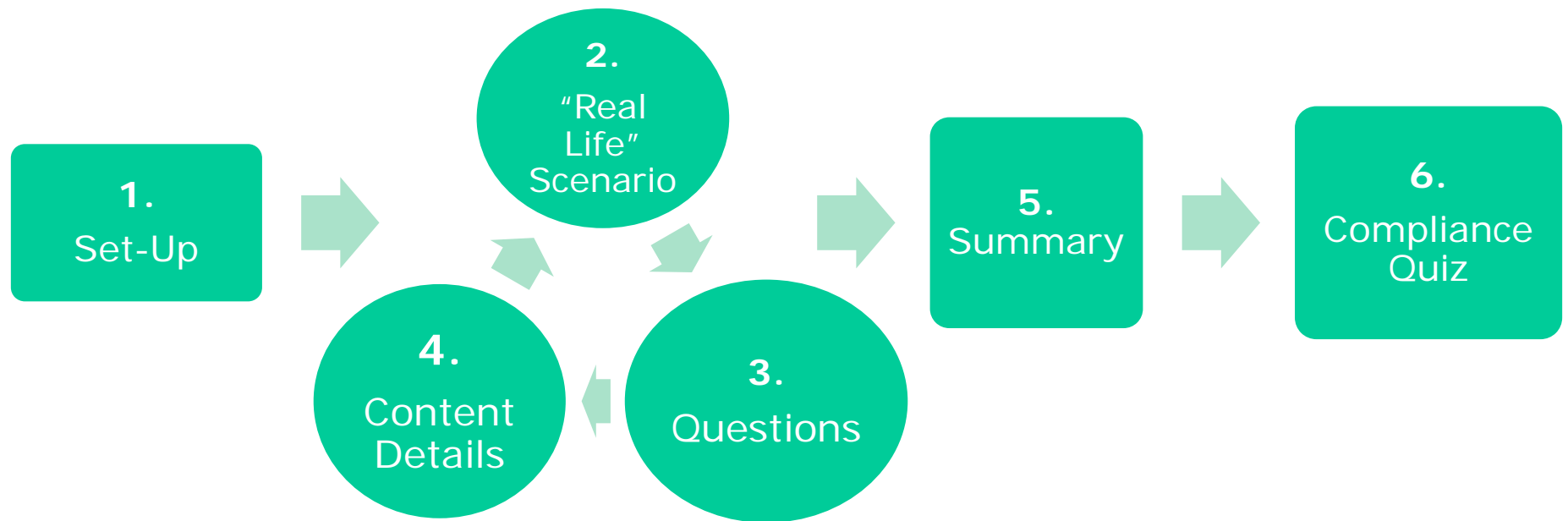
- Learning goals and objectives
- Timeline
- Type of content/interactivity
- What tool is best to build the course

# Content Design

The background of the slide features a blue sky with white clouds. In the foreground, there are several white puzzle pieces. A hand is visible on the right side, holding one of the puzzle pieces. The puzzle pieces are arranged in a way that suggests they are being put together to form a larger picture.

- Make it interesting and engaging
- Apply appropriate visuals
- Use narration only when instructionally sound
- Show company impacts and the learner's role
- Make it real

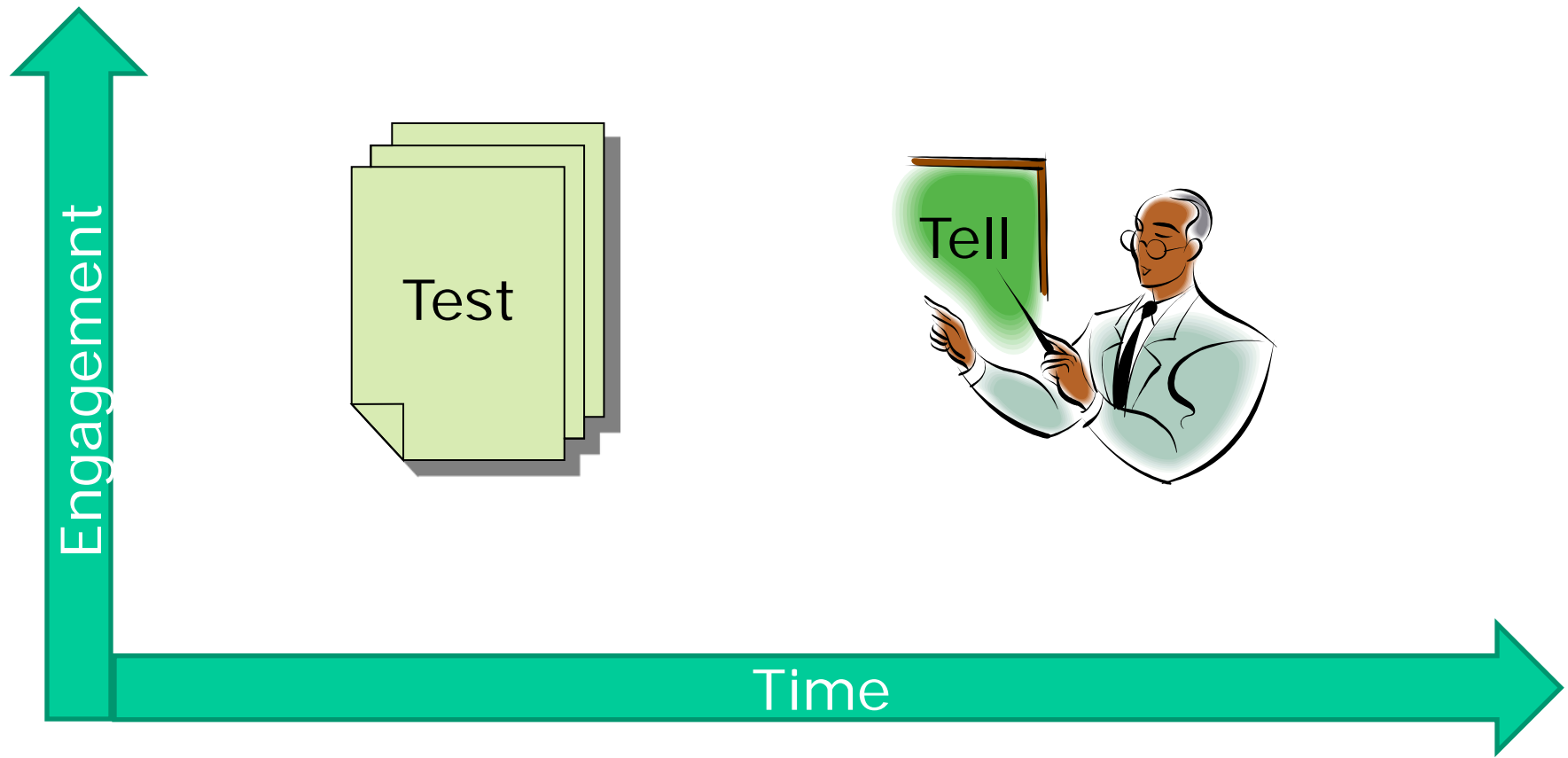
# Content Design - Example



# Less is More

- Focus
- Avoid fatigue
- Standard design template

# Test/Tell Bias







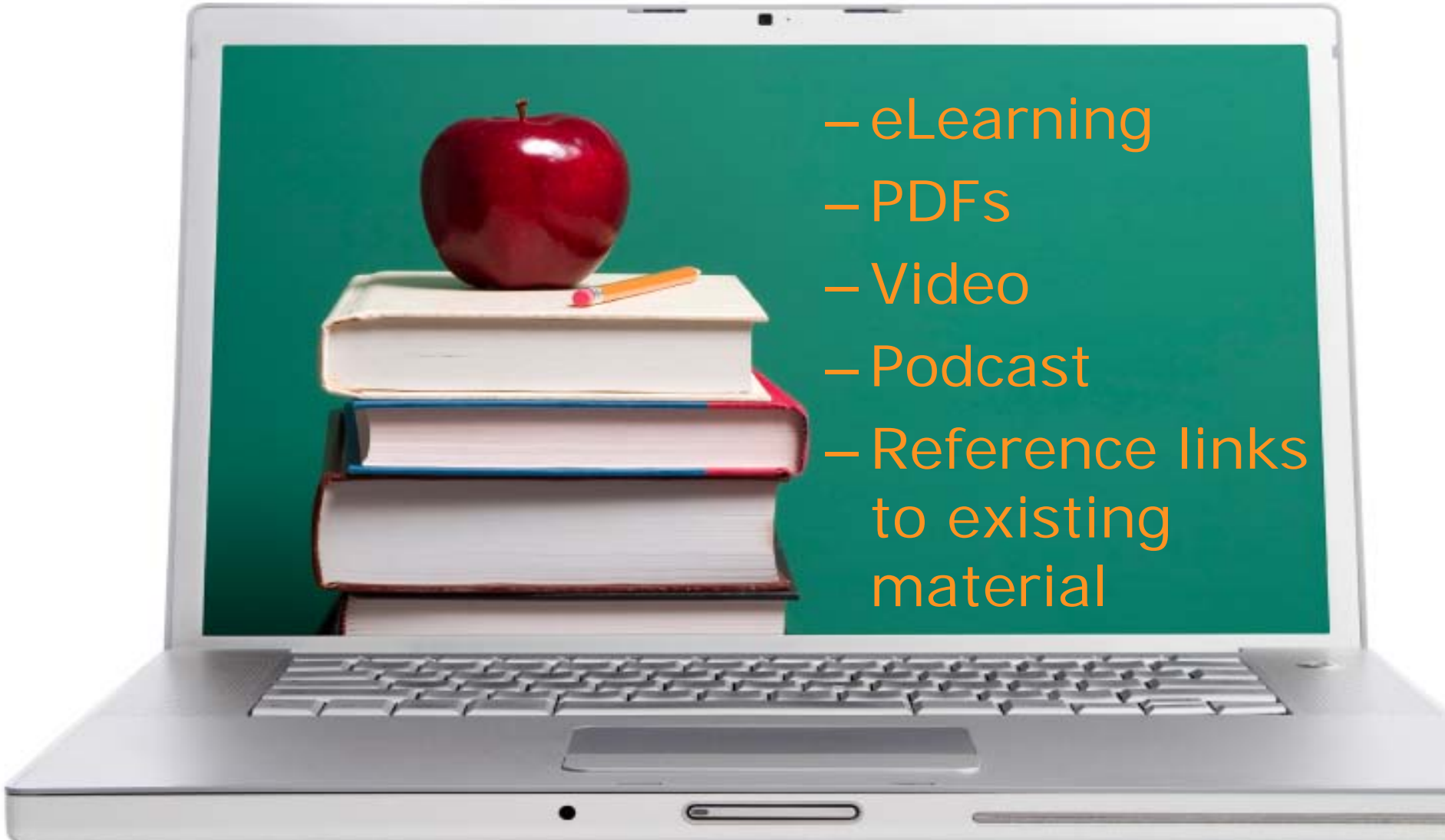
# Brevity and Simplicity are Key

Make sure content is

- Relevant
- Pointed
- Brief
- Quick to digest
- Simple



# Deployment

- 
- A silver laptop is shown from a front-facing perspective. The screen displays a green background. On the left side of the screen, there is a stack of four books. A red apple sits on top of the stack, and a yellow pencil with a pink eraser lies horizontally across the top book. On the right side of the screen, there is a list of deployment methods in orange text.
- eLearning
  - PDFs
  - Video
  - Podcast
  - Reference links to existing material

# See It In Action

## Examples of Successful Compliance Training



# Compliance Areas

**FCPA**

**OSHA**

**Corp driven**

**UK Bribery act**

**Safety**

**Financial**

**Legal**

**Corp policy**

**HR**

**Government driven**



## BPA Annual Safety Training

### Office Environment 5

[Home](#)[Library](#)[Facilities Tour](#)[Final Test](#)

Click on the hazard here.

#### You got it.

Look at how the person in the photo is bending at the waist. Did you know that when the average person bends over to lift something, lifting a ten-pound object puts over a thousand pounds of pressure on his/her lower back? No wonder people injure their backs doing everyday activities! Instead of bending at the waist, squat and lift with your legs, close to the object, keeping your back as straight as possible. Strains from lifting objects make up one of the four most common categories of workplace injuries.

Click to:

**CORRECT  
HAZARD**





## Government Regulations

menu ▾

### Experiments involving hazardous chemicals

The following t  
CLICK green to



The [Oregon Occupational Safety and Health Administration \(OR-OSHA\)](#) and the Oregon Department of Environmental Quality (OR-DEQ) govern the safe use and disposal of hazardous chemicals in the laboratory. In compliance with OR-OSHA regulations, Environmental Health and Radiation Safety (EHRS) has developed the [OHSU Laboratory Safety Manual](#) to provide guidance for research personnel when working with hazardous chemicals.

-CLICK anywhere in box to close-

[Experiments involving human subjects](#)



[Experiments involving hazardous chemicals](#)

ents.

[Experiments involving infectious agents or recombinant DNA](#)

[Experiments](#)

[involving](#)

[hazardous chemicals](#)

# Top 5 Tips for Saving Time and Money



# #1 Make it Modular

- Build content into modular pieces
  - Build with the intent of replacing or updating lessons periodically
  - Allows for easier localization
  - Allows for courses to be broken into smaller deliverables for individual deployment





## #2 Template Time

- Re-usable template
- Add nuances in the content itself
- Focus time on the human interest story, not development
- Keep objectives succinct. Allows you to change the topics without changing the entire presentation



## #3 Keep it Brief

- Review of entire policy will be in a link. The course will just be a high-level description.
- Complex material, simple courses



## #4 Recycle

- Take advantage of regulatory info that's already out there
- Re-use government and state materials
- Leverage prior year's courses



## #5 Refreshers

- Can you refresh the content, rather than redevelop?
- Consider:
  - Deploying a quiz
  - A handout of updates
  - Only updating necessary content (specific screens/links/etc)



# Summary

- ✓ Challenges of compliance
- ✓ Strategies for effective design
- ✓ Examples of Successful Compliance Training
- ✓ Top 5 Tips for Saving Time and Money
- ✓ Q&A



## Q&A



# Thank you for attending!

For more information please contact us:

- [info@vialearning.com](mailto:info@vialearning.com)
- [www.vialearning.com](http://www.vialearning.com)
- [twitter.com/vialearning](https://twitter.com/vialearning)
- <http://vialearning.com/blog/>